

Welcome!



Agenda

- Welcome from Mrs Amos
- An introduction to our Reception class
- Working together with parents & carers
- Arrangements for transition to school
- What to bring, our uniform and getting ready for school
- Visit the classroom and questions



Mrs Amos
Executive Head teacher



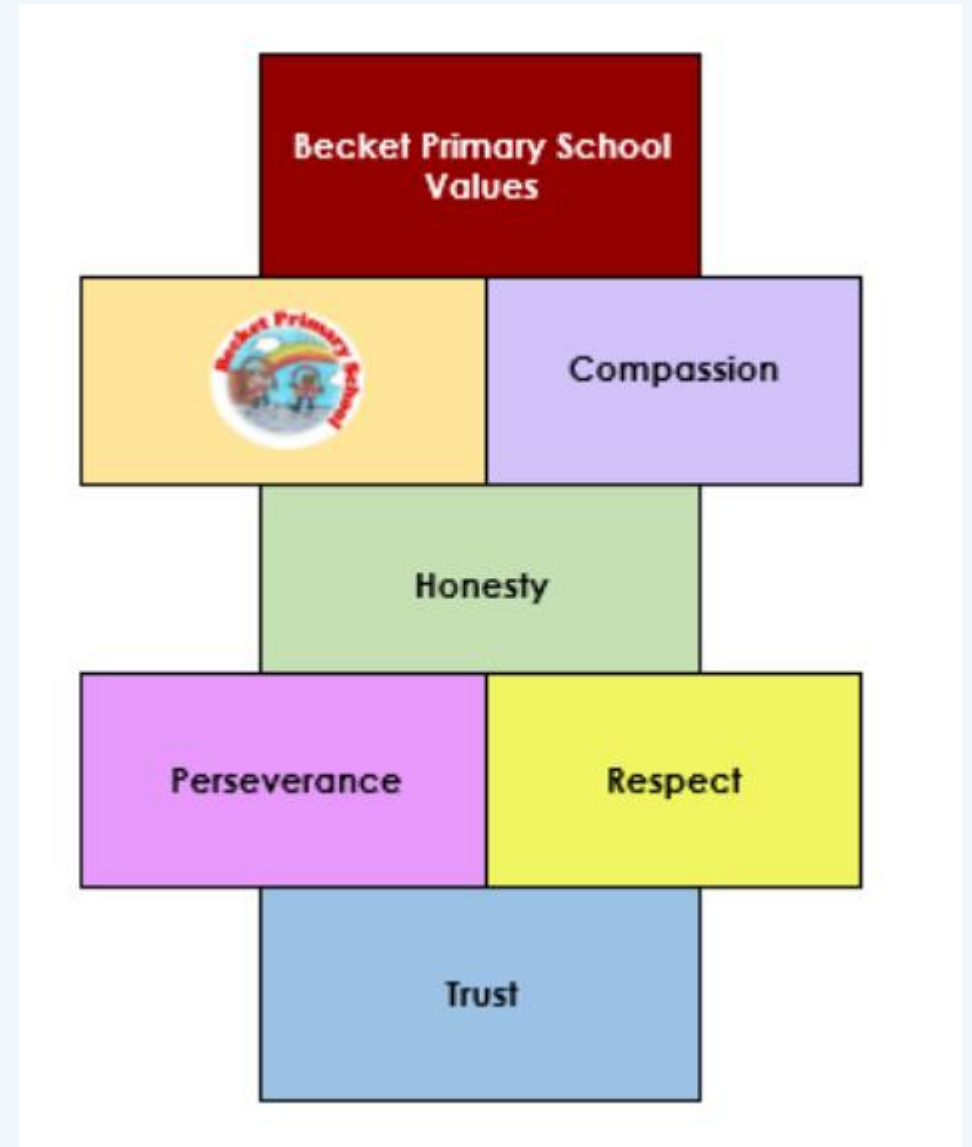
Miss Bembridge
Head teacher

Our vision and values

Our vision

Our vision is for an inclusive team of staff and pupils who:

- ⌘ Are happy confident, self-motivated individuals
- ⌘ Are respectful, responsible, community-minded citizens
- ⌘ Have high aspirations to become articulate, literate and numerate
- ⌘ And are creative, independent, lifelong learners.



Miss Cox

Reception class teacher



Mrs Hawkes

Reception Teaching Assistant



- Class of 19
- Large inside and outside space
- Statutory assessments (RBA and ELG)

Transition arrangements

Visits to school in June and July:

Date	
Wednesday 28th June	Stay and Play session (adults to stay with child for duration) Group A and B 10.00 – 11.00am
Monday 3rd July	Stay and Play session (adults to stay with child for duration) Group A and B 1.30 – 2.30pm

Transition arrangements

Date		
Monday 4 th September	INSET day – no children in school	
Tuesday 5 th September	INSET day – no children in school	
Wednesday 6 th September - Thursday 7 th September	Miss Cox and Mrs Hawkes - Home visits for new Reception children. You will receive a separate letter with your time slot.	
Friday 8 th September	Group A 9.00-11.45am	Group B 1.00-3.10pm
Monday 11 th September	Group A 9.00am-12.30pm including lunch	Group B 1.00-3.10pm
Tuesday 12 th September	Group B 9.00-11.45am	Group A 1.00-3.10pm
Wednesday 13 th September	Group B 9.00am-12.30pm including lunch	Group A 1.00-3.10pm
Thursday 14 th and Friday 15 th September	All children in school 9.00am-12.45pm including lunch	
Monday 18 th September	Children, where appropriate*, to start school on a full time basis 8.35am - 3.10pm. *Where children are finding the transition to school tricky we will work with families to agree individual timetable variations to best support your child to have a successful start to school life.	

A typical day in Reception - Term 1

8.35am – School day starts. Children self-register and choose learning

9am – Whole class session

9.30am – Child-led learning inside/outside or adult-led small group activity

10.30am – Whole class session

11.30am – Story and songs

12pm – Lunch in the hall followed by playtime outside

1pm – Register and whole class session

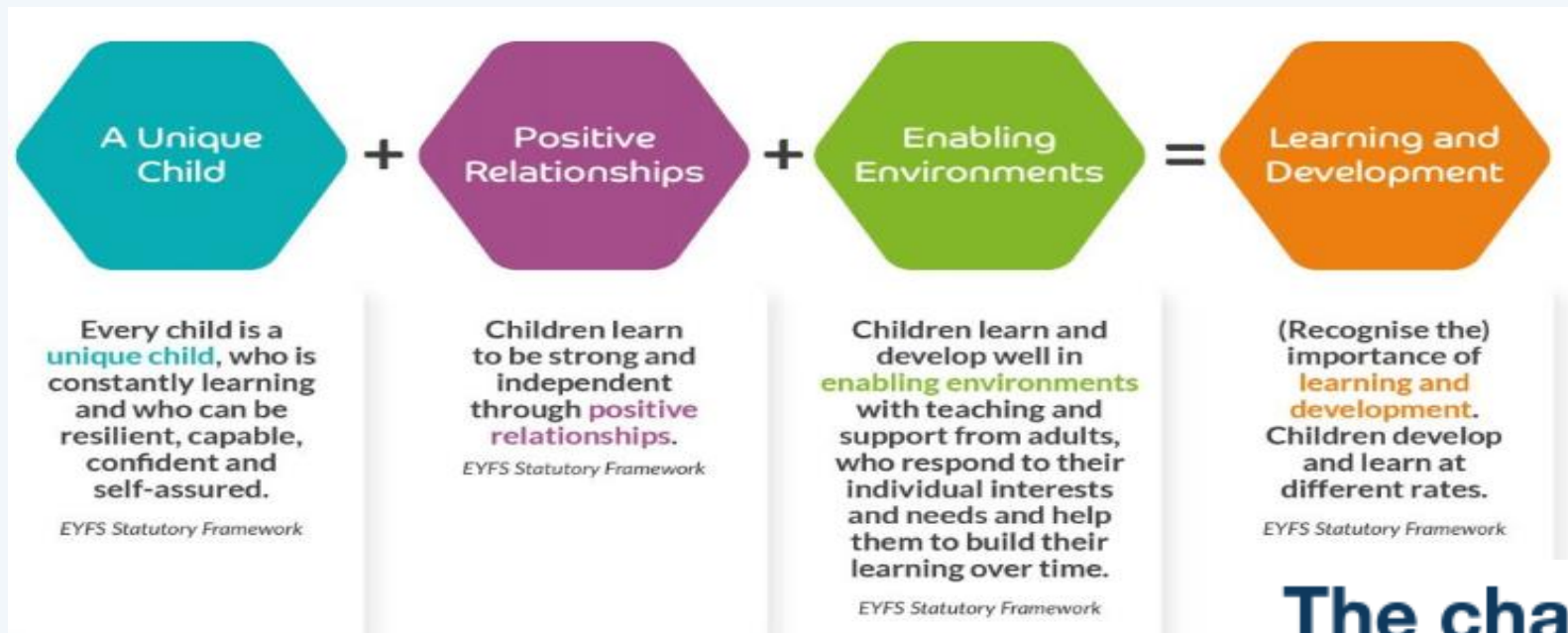
1.30pm – Child-led learning inside/outside or adult-led small group activity

2.50pm – Story and songs before getting ready for home time

3.10pm – Home time

Our curriculum is based upon:

- Personal, Social and Emotional development
- Communication and Language
- Physical development (fine and gross motor skills)
- Literacy (including phonics)
- Mathematics
- Expressive Arts and Design
- Understanding the World (Science, History, Geography)



The characteristics of effective teaching and learning

In planning and guiding what children learn, practitioners must reflect on the different rates at which children are developing and adjust their practice appropriately. Three characteristics of effective teaching and learning are:


- **playing and exploring** – children investigate and experience things, and 'have a go'
- **active learning** – children concentrate and keep on trying if they encounter difficulties, and enjoy achievements
- **creating and thinking critically** – children have and develop their own ideas, make links between ideas, and develop strategies for doing things

Statutory framework for the EYFS

Our classroom




Our outdoor learning area



Forest School



TOGETHER WE CAN
ACHIEVE MORE



"Every child
IS A DIFFERENT KIND OF FLOWER,
AND ALTOGETHER MAKE THIS WORLD
a beautiful garden."
— ANONYMOUS —



Working together with parents & carers

- Home school communication – Understanding the whole child
- Open door policy – please come and talk to us so that we can work together
- Email – admin@becket.n-somerset.sch.uk
- Curriculum meeting in October

Some helpful hints and things to practise...

- Talk about starting school
- Coats, zips, buttons and jumpers
- Shoes including welly boots
- Using a knife and fork
- Toileting
- Recognising and writing their names
- Reading to your child
- Writing - involve children in seeing you write and encourage them to make meaningful marks
- Maths - counting how many do you see?

Things to get ready

- Uniform – NK Sports, Worle
- Wellington Boots
- Book bag
- PE kit
- Water bottle
- Labels on everything please!

Learning Can Be Messy

Playing outside is so important. I run and jump and get lots of fresh air. Sometimes I might get grass or mud on my clothes.



Using a knife and fork at lunchtime is tricky! Sometimes I get food on my clothes!

I sometimes get pen and paint on my clothes! This is because I am developing creative skills and exploring lots of different ways of making amazing art!



Our mud kitchen is so much fun! I use all my senses, which is so important for my development. It also helps me use my imagination and practise playing with my friends nicely!

Exploring in the water tray is giving me lots of maths and scientific skills! I love pouring, filling and emptying! I usually wear an apron but sometimes my clothes get wet!



twinkl
visit [twinkl.com](https://www.twinkl.com)

Exploring with playdough and other messy play resources like foam or food, helps me to develop fine motor control and build up muscles and coordination in my hands and fingers. I will need these when I learn to write.



When I get messy, I have been showing curiosity, determination, persistence, imagination and confidence!

Questions?

Do you have any questions?

If you would like to discuss anything specific to you and your child then please come and see a member of staff.



BECKET PRIMARY SCHOOL

Thank you for coming and we look forward to sharing your child's learning journey at Becket with you.