

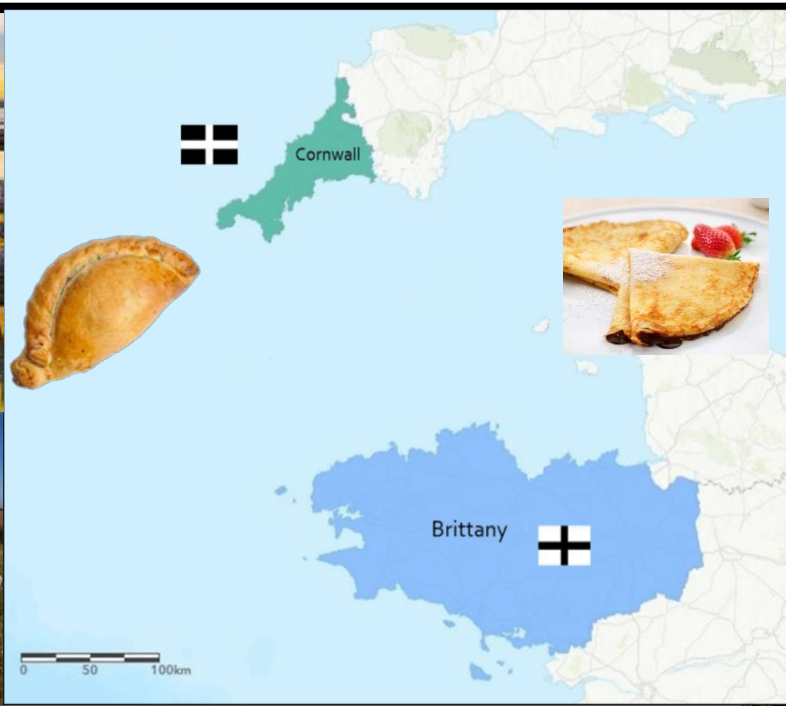


# Project Years 5 + 6

## How does Cornwall compare to Brittany?

### Geography + Music + DT

<i>Outcome 1</i> (19/04/2021)		<i>Research board games</i>
Weeks 1&2	Geography	Find facts about Cornwall and Brittany (Celtics, megaliths, granite coast, etc)
	Music	Listen to British traditional sea shanties
	DT	Explore and evaluate board games
Week 3	Geography	Research the economy (tourism, catering, employment and customs) in both areas
	Music	Listen to French traditional sea shanties
<i>Outcome 2</i> (10/05/2020)		<i>Design and create my board game</i>
Weeks 4 to 6	Geography	Use Cornish and Breton knowledge to develop cards for board games
	DT	Design and construct game, design a bag to store game
	Music	Explore modern sea shanties and rapping/ beat boxing
<i>Outcome 3</i> (07/06/2020)		<i>Evaluate and upgrade board game</i>
Weeks 7 to 8	Music	Create own sea shanty and perform
	DT	Evaluate and improve own game Complete storage bag.



# The Legend of King Arthur

Many hundreds of years ago, King Uther of the Britons and his wife Lady Igraine had a son called Arthur. Because of the many wars with the Saxons, Uther gave his son to Merlin so that he could be raised in safety. Merlin gave him to Sir Ector, who raised him in the safety of the countryside.

When King Uther died, nobody knew that he had a son. Therefore, there was much arguing about who should be the next High King of the Britons.

At this time, a mysterious stone appeared outside St Paul's Cathedral in London. An enormous sword was sticking out of the stone with a message on it. The message said that whoever pulled the sword out of the stone was the rightful High King of the Britons. Although many tried, no one could pull the sword from the stone.

When Arthur was fifteen years old he went to St. Paul's Cathedral. When he saw the stone, he approached it and pulled the sword out easily! Soon after, Arthur was crowned High King of Britain and his father's old wizard, Merlin, became his advisor.



The Saxons were still battling against the Britons at this time. Therefore, Merlin took Arthur to see the Lady of the Lake who gave Arthur a sword named 'Excalibur'. With the help of Excalibur, and his trusted knights, Arthur defeated many Saxons and Britain became a peaceful land.

Arthur settled in Camelot and hosted his royal court there. He married a beautiful princess called Guinevere. Arthur and Guinevere were given a large round table, which Arthur used to meet with his bravest and most-trusted knights. These knights were known as 'Knights of the Round Table' and were adventurous and brave. The bravest knight of all was Sir Lancelot.



## The Legend of King Arthur

Sir Lancelot and Guinevere fell in love and would meet secretly, away from the palace. When Arthur discovered this, Sir Lancelot and Guinevere escaped to Brittany. Arthur pursued them, leaving Mordred, one of his trusted knights, in charge of his kingdom while he was gone. Arthur found and killed Sir Lancelot and sent Guinevere to a nunnery.

While Arthur was away, Mordred declared himself High King and built his own army. Upon his return, Arthur's army battled with Mordred's. Arthur finally killed Mordred with his sword, Excalibur.

Unfortunately, Arthur himself was badly wounded. He knew he would die very soon, so he gave Excalibur to his knight, Sir Bedivere, and told him to return it to the Lady in the Lake.



Sir Bedivere could not bear to throw Excalibur into the lake and so he hid it instead. When he returned to Arthur, he told him that he had thrown it into the lake. Arthur did not believe him and ordered him again to return Excalibur to the lake. As Sir Bedivere threw Excalibur, he was astonished to see a hand emerge from the water to catch the sword. It was the hand of the Lady of the Lake.

When he returned to Arthur, he told him what he had seen. Arthur knew then that Excalibur had been returned to the Lady of the Lake.

Arthur was placed in a boat which sailed away to the isle of Avalon. His body was never recovered. According to legend, he is awaiting the call of the Britons, ready to return in their time of greatest need.





## Questions

1. Who was Arthur's father? Tick one.
- ☐ Merlin  
☐ Sir Ector  
☐ King Uther  
☐ Sir Lancelot

2. Explain why nobody knew who the next High King of the Britons should be once King Uther died.

---



---



---

3. Where did the sword in the stone appear?

---

4. Find and copy a word which shows us how Arthur pulled the sword from the stone.

---

5. Explain why the Lady of the Lake gave Arthur Excalibur.

---



---



---

6. What did Arthur host at Camelot?

---

7. Explain why Sir Lancelot and Guinevere ran away to Brittany.

---



---



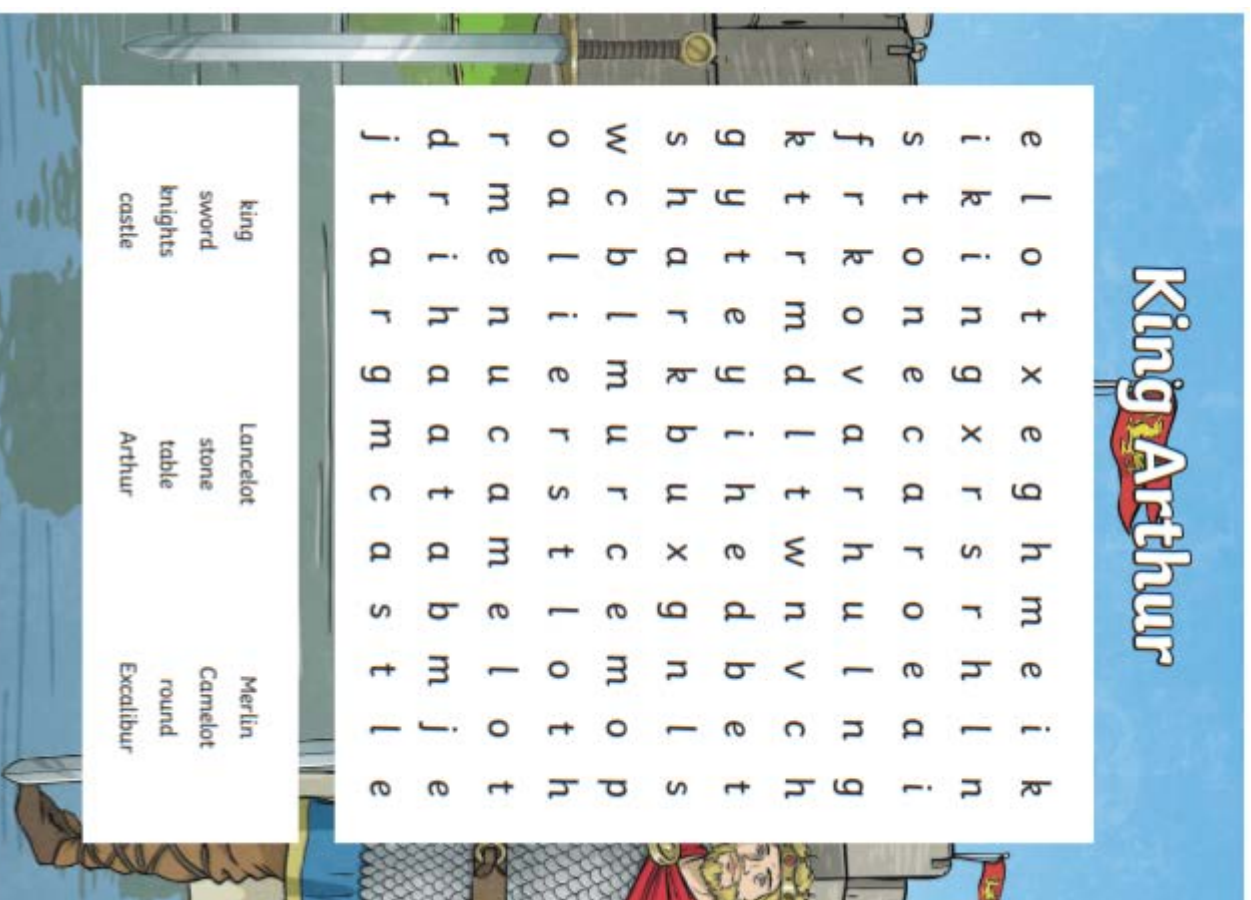
---

8. Who did Arthur entrust his kingdom to while he was away? Tick one.

- ☐ Merlin  
☐ Mordred  
☐ Sir Bedivere  
☐ Excalibur

9. Why do you think Arthur commanded that Excalibur be thrown into the lake.

---



e l o t x e g h m e i k  
 i k i n g x r s r h l n  
 s t o n e c a r o e a i  
 f r k o v a r h u l n g  
 k t r m d l t w n v c h  
 g y t e y i h e d b e t  
 s h a r k b u x g n l s  
 w c b l m u r c e m o p  
 o a l i e r s t l o t h  
 r m e n u c a m e l o t  
 d r i h a a t a b m j e  
 j t a r g m c a s t l e

king	Lancelot	Merlin
sword	stone	Camelot
knights	table	round
castle	Arthur	Excalibur

### Dialect in Stories

Most of the books published in English are written in Standard English. Authors sometimes, however, choose to write in dialect, either to show how their characters speak or to achieve a particular effect.

Read the following extract from a story and answer the questions.

#### **Field is Cows**

Dinah Tredinnick has been murdered, and her maid has disappeared. At around the same time a mysterious young girl, Kerris, who has lost her memory, arrives at Clem Trenhard's farm. Clem goes to Penzance to try to find out if there is a link between the two events.

Clem began his investigations by paying a visit to a popular local inn and listening in on the gossip there. It wasn't long before the horrific murders were mentioned and a rather hushed discussion was started.

A grim-faced sailor asked him, "Know what we're talking about, do 'ee?"

"Aye", Clem said, as if he was only half-interested, as all faces turned to him, "I come from further round the bay, two miles from Marazion. There's been some awful murders round there too over the past twenty-odd years. You must have heard about them."

"Aye, we have", the serving girl interjected. "From what some folk do say, 'tes not only round the bay but up-dong too."

Clem gave an involuntary shudder. It made the business he was here on uncomfortably close to home. "Makes you nervous for your kin, though 'tis only the immoral and low life being killed."

"Not the last one!" exclaimed the landlord, slamming down the tankards of frothing ale on the bar. He glared at Clem with hostility. There was bad feeling between Penzance and Marazion folk, ever since the former had ousted the latter as the principal market of the region. "She were a good decent little maid. Well brought up, she was. Her father's a silversmith. They got a nice little house up Causehead."

Clem ignored the frostiness of the landlord. "There's many theories going around to who the killer is. Some say he could be a sailor, begging your pardon," he added to the first man who had spoken to him. "They happen sporadically so it could be when a ship moors up here or at the Mount."

"Aye, Penzance is a seafront town, 'tes what most folk think 'ere too," someone else said.

"Didn't one of the victims have a madservant go missing? One who was never found?" Clem queried, glancing round at the men and the well-built serving girl who gave him a come-on eye.

"Why do 'ee ask?" the landlord spat, and Clem was suddenly surrounded by suspicious faces.

"No reason, forget I asked." He scowled at them. "Just being conversational." He drank up and left. He couldn't tell any one he suspected the missing maid was living on the farm. If he spoke to the killer or someone who knew the killer, he would put Kerris' life, and possibly his family's, in terrible danger.

He wandered about Penzance, listening to talk among traders and customers around the market house at the top of market jew Street and round the corner at Greenmarket.

Back in Chapel Street he made his way just a little further along, crossed the street and stopped by St Mary's chapel, where a legless beggar hailed him. "Got a penny for an old soldier, sir?"

Clem tossed the beggar, who may have been an old soldier but was not an old man, and unusually clean-looking for one of his trade, a shilling and crouched down to talk to him. "Have you done well today?"

"Not too bad, thank 'ee sir. A fine lookin' gentleman just gived me a two-shillin' piece. My son and I will eat bread and meat tonight."

"Where's your son now?"

"Oh, he's off lookin' fer any labourin' job he can do. He'll be back to pick me up on our cart, which is our home, hopin' I haven't fell foul of one of the constables and been locked up fer vagrancy." The beggar pointed to the space where his legs should have been and grinned widely. "I don't get too much trouble from 'em, 'tisn't as if they can put me in the stocks!"

"What's your name?" Clem asked.

"Jacob Penberthy and me son's called Ben. Got work fer him by any chance, have 'ee sir? Ben's got a strong broad back and I can turn me hands to anything, nothing wrong with them." Jacob Penberthy held up two large calloused hands as proof of his statement.

"My name's Clem Trenhard and I'm the tenant farmer of the Trecath-en Farm on the Pengarron estate, which is round the bay, past Marazion. I'm sure I can find something for you both for a few days and you're welcome to sleep in my barn. Tell me, Jacob, do you use this spot often? Tell me Jacob, do you use this spot often?"

Gloria Cook (from a Murder In Cornwall)

### **Task: Answer the following questions by looking closely at the text**

1. In what way do you think Clem is different from the people he speaks to in Penzance? How does the writer give this impression?
2. Pick out five words, which are spelt in a way that suggest a Cornish accent. Write the Standard English spelling next to each one. What differences do you notice?
3. Make a list of as many dialect words and phrases as you can find. Write Standard English translations for as many as you can.
4. List all of the people in the story who talk in Cornish dialect.

## Cornwall map



Label the following\*

- |               |               |                     |
|---------------|---------------|---------------------|
| 1. Newquay    | 6. Devon      | 11. Plymouth        |
| 2. St Ives    | 7. Truro      | 12. Penzance        |
| 3. Land's End | 8. The Lizard | 13. English Channel |
| 4. St Agnes   | 9. St Austell | 14. Atlantic Ocean  |
| 5. Falmouth   | 10. Boscawen  | 15. Celtic Sea      |







## Basic Crêpes Recipe

Preparation time	15 mins	Serves	4 people
------------------	---------	--------	----------

Published: 23 March 2020      Category: Desserts

Crêpes are just a thin pancake and the best part is that you can add any of your favourite toppings to these crepes! They can be eaten with either savoury or sweet toppings - classics include nutella or lemon and sugar but why not experiment with some of your own favourite flavours.



### Ingredients

- 1 cup all-purpose flour
- 2 eggs
- ½ cup milk
- ½ cup water
- ½ tsp salt

- 2 tbsp butter, melted
- Butter or margarine, for frying

### Method

1. In a large mixing bowl, whisk together the flour and the eggs.
2. Gradually add in the milk and water, stirring to combine.
3. Add the salt and butter; beat until smooth.
4. Heat a non-stick frying pan over medium high heat and melt butter. Add the batter into the pan, using approximately 1/4 cup for each crepe.
5. Tilt the pan with a circular motion so that the batter coats the surface evenly.
6. Cook the crepe for about 2 minutes, until the bottom is light brown.
7. Loosen with a spatula, turn and cook the other side. Serve hot.

### Notes

Be sure to check out some of our other delicious crepe recipes like [Crêpes with Blueapple, Passion Fruit, Raspberries & Honey](#) as well as [Chocolate Hazelnut Crepe Cake with Chocolate Sauce](#).

### Nutritional Information

Serving size	Energy (kJ)	Protein	Total fat	Saturated fat	Carbs (total)	Carbs (sugar)
119g	991kJ / 237kcal	7.5g	12.1g	6.9g	22.7g	2.02g
Sodium		Flour				
190mg		3.6g				

All nutrition values are per serve.

Did you know you could make sweet or savoury pancake?

Traditional food:

# Cornish pasties



## Ingredients

225g lean braising steak  
½ onion  
50g swede  
1 small potato, peeled and diced  
Black pepper  
2 x 10ml spoon water  
400g shortcrust pastry  
1 egg, beaten.



## Equipment

Chopping board, vegetable knife, peeler, measuring spoons, large bowl, spoon, flour dredger, rolling pin, small side plate, small bowl, fork, fish slice, pastry brush, oven gloves, baking tray.



## Method

1. Preheat the oven to 180°C or gas mark 4.
2. Prepare the filling ingredients:
  - dice the meat;
  - peel and chop the onion;
  - peel and chop the swede.
3. Put the meat, potato, onion, swede and water into the small bowl. Season with a few twists of black pepper.
4. Mix everything together.
5. Divide the pastry into four.
6. Take one piece of the pastry and, on a lightly floured surface, roll it out. Place the small plate on top and cut around the plate to make a circle.
7. Place 3 to 4 spoons of filling in the middle of the circle.
8. Brush the edges of the pastry with beaten egg.
9. Pull up the two opposite sides of pastry and pinch them together all the way along.
10. Brush the pastie with a little beaten egg, then transfer it on to a baking tray.
11. Repeat this with the remaining pastry and filling.
12. Carefully, place the baking tray into the hot oven wearing oven gloves.
13. Bake the pasties for one hour.
14. Wearing oven gloves, remove the pasties from the oven. Place onto a cooling rack.



## Handy hints

- Use a different chopping board and knife to cut the meat and vegetables.
- Use different fillings e.g. cheese and onion, or mixed vegetables.



**Task 2:** Design packaging for your Cornish pasty. You must annotate your design and include:

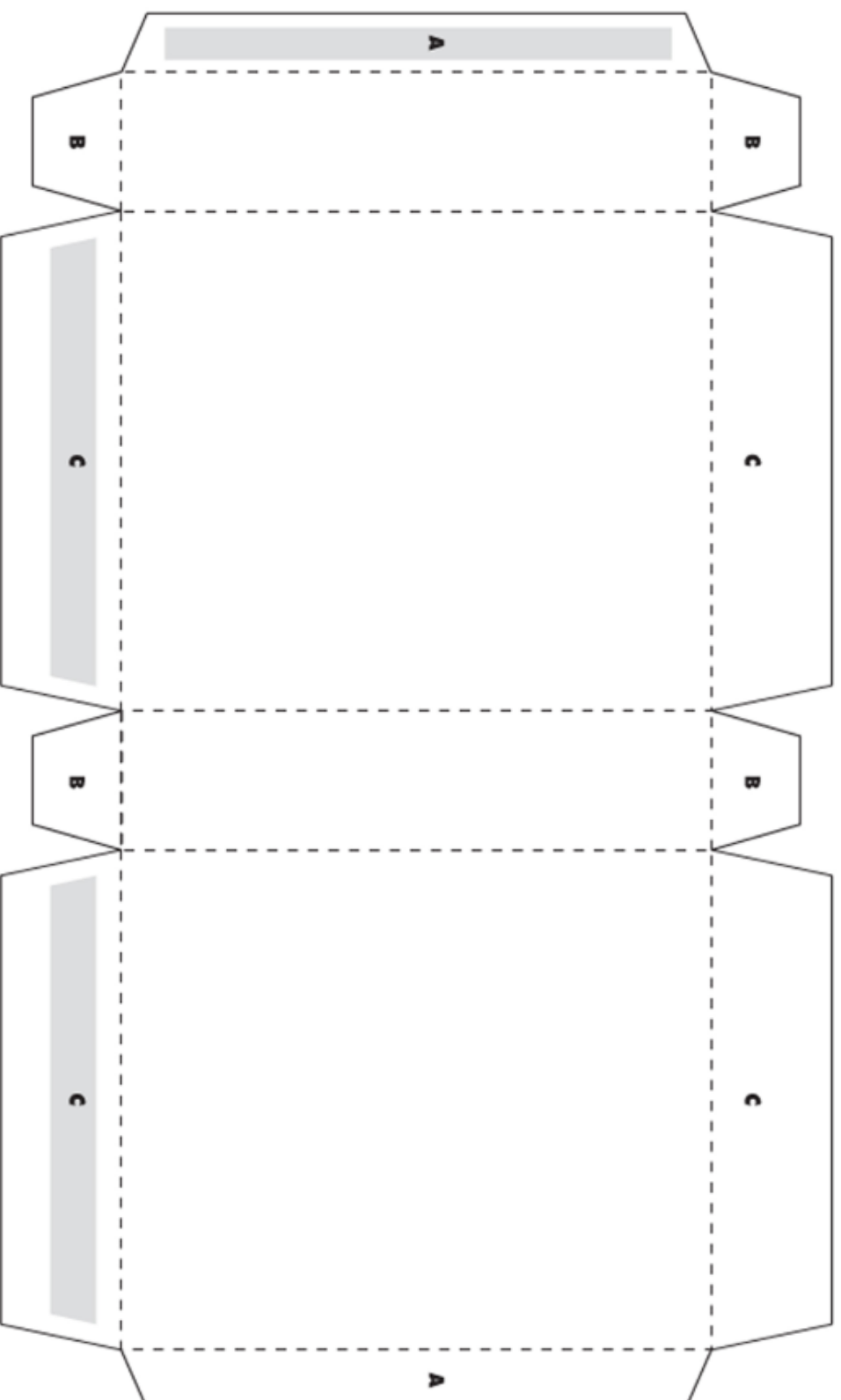
- A barcode
- Colour
- A logo
- Nutritional signpost labeling (there is an example on the sheet to help you.)
- A window so that the product can be viewed through the packaging

# Food packaging template

Cut ——— Fold - - - - - Glue



## EXAMPLE







## Miners Lift Cage Instructions

1. Cut out and fold all four tabs, but don't fix to the body yet

3. Now cut out and fold all four tabs, then glue or sellotape to the top of the cage, making sure the hole has been punched.

4. Repeat for the bottom of the cage, then add the three strips to the front.

2. Fold both of these side pieces before fixing the top

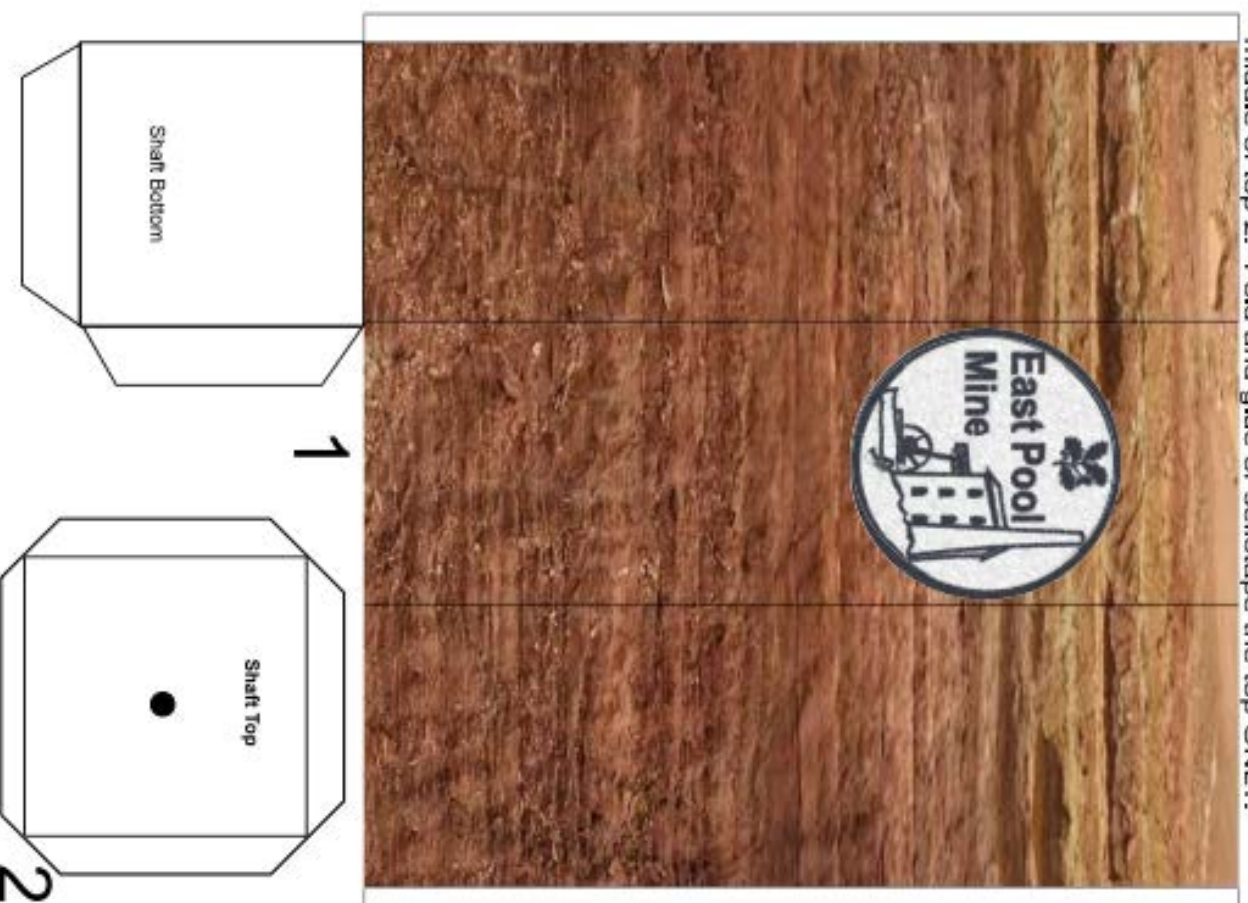
5. Tie a knot to the string and thread the other end through the hole at the top of the cage and also through the hole at the top of the body and tie a further knot.

Now fold the bottom inwards, plus the two tabs and fix to the bottom of the main body, using glue or sellotape.



6. Your cage is now complete. I hope you have fun with it!

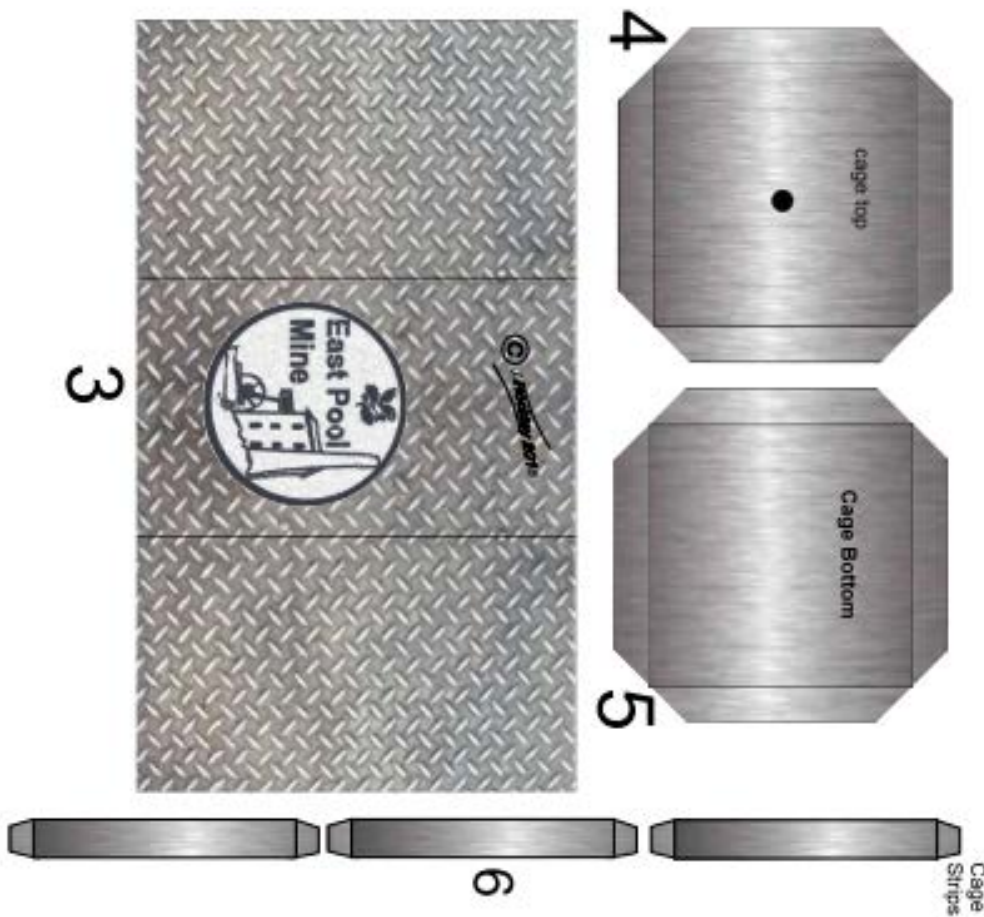
Cut out and fold the shaft body (1) and fold the long white strips inwards, then cut out the top (2). Pierce the hole in the middle of top 2. Fold and glue or sellotape the top ONLY.





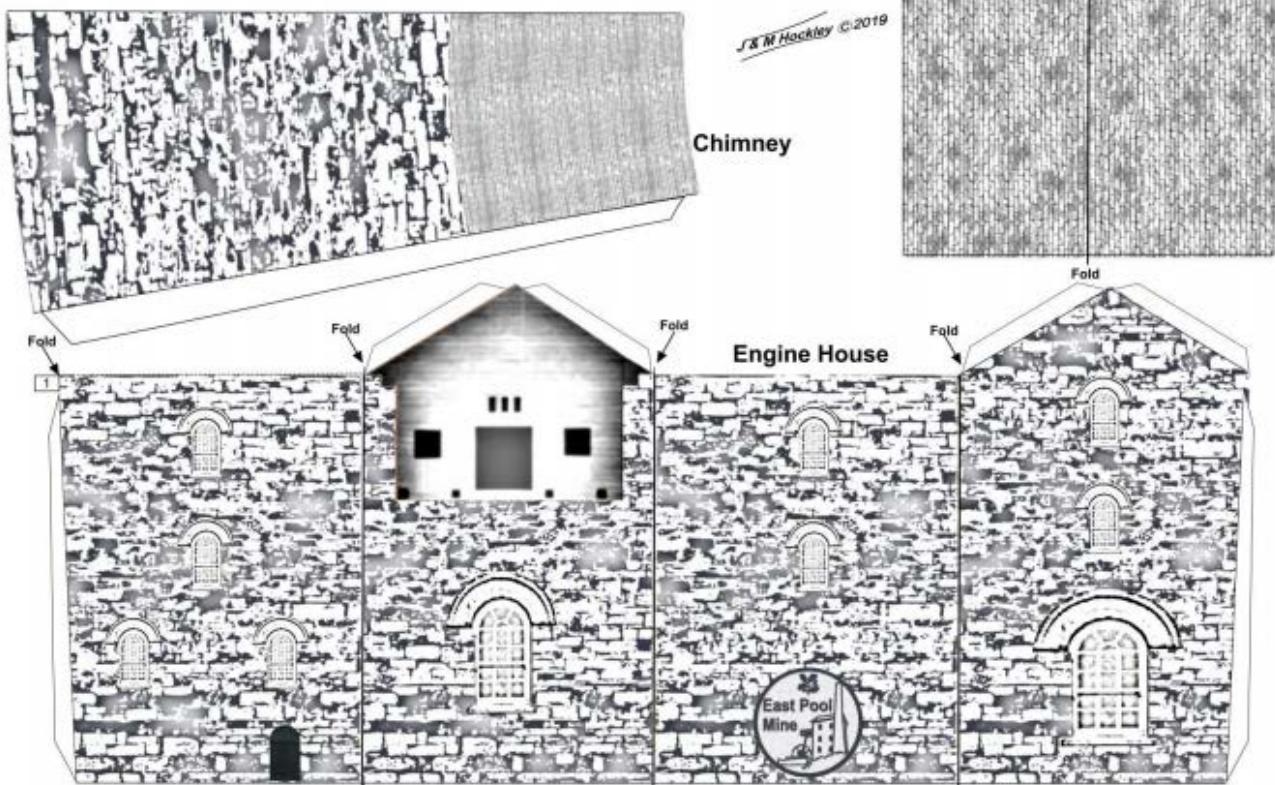


Cut out and fold the cage body (3), the top and bottom of the cage (4&5) and glue or sellotape together. Cut out the cage strips (6) and fix to the front of the cage. Slide the cage up inside the shaft. Glue or sellotape the shaft bottom and make sure that the cage slides up and down. Take some thread and tie a knot at the end and push through the top of cage top (4), then push up through the hole in the shaft top (2). Tie a knot to this end of the thread and try pulling the cage up and down to see if it moves freely. If it does, your Lift Cage is now finished.  
Have Fun!



### Print Your Own Engine House to cut out and colour

Use colour pens or crayons to colour your Engine House, then cut out all parts. Score and fold all the tabs and fold the walls together. To keep the engine house together for now, glue the little tab (1) to the top of the other wall. To roll the chimney, use a tube or dowel piece, about 13mm diameter. Roll the chimney round, making it into a taper. Glue along the strip and fix together. This can be tricky. Once dry, apply some glue to the angled tabs on the corners of the engine house and fix the chimney into the corner, making sure it fits tightly. This will fix all of the walls together. Cut a small corner of the roof where the chimney is and then glue the roof to the top. Once you have done this, your Engine House is finished!








# Design your own surfboard!

We want to see what you can come up with!

What colours, patterns and textures you can use to make your dream surfboard?

Don't forget to send us your amazing designs via social media by simply tagging:

@waverprojectuk



# Wordseach

Can you find the words in the word search?

If that's too easy why not try explaining what each word means and write up a story with as many of them as possible!

T H E W A V E P R O J E C T R  
E S O G M E R S D F G T R O E  
A M U O R O E R W E I W I O D  
E R O B C I A T E E R C E I  
E R O X T O F E A T L L K P R  
V S S S B I M R S W E L E I W  
E T A F E W R O U A E W R O  
B J M E A D I S R S O T W O L  
T O E V L T I A T B L P I S F  
S R E A C R D V G E H E R E F  
F O T S G A L F E I O S G E W  
M A E L C R C A E B D C S L L  
J E L L T F I S R A R A T L L  
E O C T W P D E E W A E S O A  
R A A W T O A A I T D V L J R

- |               |                  |                 |
|---------------|------------------|-----------------|
| Burnel        | The Wave Project | Rocks           |
| Chicken Wings | White Water      | Shell           |
| Flowerider    | Beach            | Surf Instructor |
| Jellyfish     | Fm               | Tide            |
| Nose Dive     | Green Waves      | Grom            |
| Rip           | Leash            | Moon            |
| Shaka         | Rail             | Rash Vest       |
| Surfing       | Beach Clean      | Seaweed         |
| Surfboard     | Flags            | Amazing Words   |
| Swell         | Wetsuit          |                 |